

Superintendent's Report

October 3, 2022

Superintendent
Dr. Noriega-Murphy

Indigenous Peoples' Day!



October 10, 2022 -No School



We are very proud of our diversity!



Most Diverse School
Districts in Massachusetts

#1 of 239



Most Diverse School
Districts in America

#8 of 11,808

Updates



- District Enrollment
 - Individual Schools
 - Grade Level
- Comparative End of School Enrollment Data
 - SY 2018–2019 to Present
- Welcome Center
- MOST
- Open Positions
- A.E.A.P
- COVID
- Transportation



District Enrollment

Malden Public Schools

District Enrollment

October 2, 2022

Page 1

District Enrollment

School	School Name	PK	K	1	2	3	4	5	6	7	8	9	10	11	12	13	SP	Total
Beebe	Beebe School	0	92	109	99	86	110	93	98	95	99	0	0	0	0	0	0	881
ELC	Early Learning Center	242	0	0	0	0	0	0	0	0	0	0	0	0	0	0	0	242
Ferryway	Ferryway School	0	100	112	103	96	100	98	100	96	96	0	0	0	0	0	0	901
Forestdale	Forestdale School	0	60	67	64	54	66	48	69	80	86	0	0	0	0	0	0	594
Holding	Holding School	0	0	0	0	0	0	0	0	0	0	0	1	0	0	0	0	1
Linden	Linden School	0	83	93	90	97	89	86	95	96	99	0	0	0	0	0	0	828
MHS	Malden High School	0	0	0	0	0	0	0	0	0	0	497	481	456	414	15	0	1863
OutDst	Out of District	0	1	1	2	2	3	4	2	4	10	5	4	8	6	10	0	62
Private	Private School	0	0	1	0	0	0	0	0	0	0	0	0	0	0	0	0	1
Salem	Salemwood School	0	95	129	97	111	104	115	119	125	123	0	0	0	0	0	0	1018
Totals		242	431	512	455	446	472	444	483	496	513	502	486	464	420	25	0	6391

District Comparative Enrollment Data

SY18-19
SY19-20
SY20-21
SY21-22
SY22-23

School Year	Enrollment
2018-2019	6,464
2019-2020	6,481
2020-2021	6,120
2021-2022 (June 5, 2022)	6,471
SY 2022-2023	
September 12, 2022	6,337
October 2, 2022	6391

Welcome Center: Enrollment

Number of students in the queue :

- 21 Kindergarten
- 94 incomplete applications

Waiting lists information

- Beebe 1st and 4th grade
- Ferryway 1st and 2nd grades



MOST Update

School	Enrolled	Waiting List
Beebe	35	32
Forestdale	28	32
Linden	33	12
Salemwood	34	13

Staffing Updates

- Two teaching assistants starting this week
- Two potential teachers being interviewed
- Hiring is ongoing!
- As staffing continues to increase, more students will be enrolled

Open Positions Update

Beebe School

Position (4)

Paraprofessional - Integrated Kindergarten [SY22-23]

Paraprofessional - Life Skills [SY22-23]

Paraprofessional - Life Skills [SY22-23]

Teacher - Elementary (Grade 1) (Long-Term Sub) [SY22-23]

Teacher - SEI (Grades K-4) (Long-Term Sub) [SY22-23]

Teacher - Elementary (Grade 5) [SY22-23]

Ferryway School

Position (7)

Paraprofessional - Kindergarten [SY22-23]

Paraprofessional - Kindergarten [SY22-23]

Paraprofessional - Transitional (Grades 7-8) [SY22-23]

Teacher - Elementary (Grade 4) (Long-Term Sub) [SY22-23]

Teacher - Student Support (Grades 5-8) (Long-Term Sub) [SY22-23]

Teacher - Elementary (Grade 2) [SY22-23]

Teacher - ESL [SY22-23]

Teacher - Special Education/Medically Fragile [SY22-23]

Early Learning Center

Position (1)

Paraprofessional - Special Education 1:1 Para [SY22-23]

Forestdale School

Position (9)

Paraprofessional - Intensive Learning Program [SY22-23]

Paraprofessional - Intensive Learning Program [SY22-23]

Paraprofessional [SY22-23]

Paraprofessional - Intensive Learning Program [SY22-23]

Paraprofessional - Intensive Learning Program [SY22-23]

Registered Behavior Technician [SY22-23]

Speech Lang Pathologist [SY22-23]

Teacher - Math (Grade 7) (Long-Term Sub) [SY22-23]

Teacher - Health K-8 (Long-Term Sub) [SY22-23]

Teacher - Student Support (Long-Term Sub) [SY22-23]

Teacher - ESL [SY22-23]

Open Positions Update

Linden School

Position (9)

Paraprofessional - Therapeutic Program [SY22-23]
Paraprofessional - Kindergarten [SY22-23]
Paraprofessional - Therapeutic Program [SY22-23]
Paraprofessional - Integrated Kindergarten [SY22-23]
Paraprofessional - Kindergarten (One Year Only) [SY22-23]
Paraprofessional - Therapeutic Program [SY22-23]
Teacher - Elementary (Grade 2) (Long-Term Sub) [SY22-23]
Teacher - Math (Grade 8) (Long-Term Sub) [SY22-23]
Teacher - ESL [SY22-23]
Teacher - Health (Grades K-8) [SY22-23]
Teacher - Physical Education (Grades 5-8) [SY22-23]
Teacher - Therapeutic Special Education [SY22-23]

Malden High School

Position (12)

Guidance - District Family Counselor [SY22-23]
Paraprofessional - Life Skills [SY22-23]
Paraprofessional - Life Skills [SY22-23]
Paraprofessional - Therapeutic Program [SY22-23]
Paraprofessional - Life Skills [SY22-23]
Paraprofessional - Life Skills [SY22-23]
Registered Behavior Technician [SY22-23]
Teacher - ESL [SY22-23]
Teacher - Physical Education [SY22-23]
Teacher - Chemistry [SY22-23]
Teacher - Social Studies [SY22-23]
Teacher - Therapeutic Special Education [SY22-23]
Team Chair [SY22-23]

Open Positions Update (59)

Salemwood School

Position (11)

Paraprofessional - Intensive Learning Program [SY22-23]
Paraprofessional - Intensive Learning Program [SY22-23]
Paraprofessional - Therapeutic Program [SY22-23]
Paraprofessional - Floating [SY22-23]
Teacher - Elementary (Grade 1) (Long-Term Sub) [SY22-23]
Teacher - Elementary (Grade 4) (Long-Term Sub) [SY22-23]
Teacher - Science (Grade 8) (Long-Term Sub) [SY22-23]
Teacher - English (Grade 8) [SY22-23]
Teacher - Math (Grade 8) [SY22-23]
Teacher - Physical Education (Grades K-4) [SY22-23]
Teacher - Student Support (Grades 1-5) [SY22-23]
Teacher - Intensive Learning Program [SY22-23]

District

Position (6)

504 Coordinator [SY22-23]
Attendance Supervisor [SY22-23]
ESL Coach [SY22-23]
Nurse 5-8 [SY22-23]
Bilingual Parent/Guardian Liaison [SY22-23]
Psychologist [SY22-23]
Psychologist [SY22-23]
Registered Behavior Technician [SY22-23]

A.E.A.P Update

Update:

- There have been three meetings of the A.E.A.P. Working Group.
- We have reviewed Enrollment, Assessments and Data and attendance at the UCONN conference
- Participation has waned.
- We are currently recruiting new members to continue the work of this group.

COVID Cases and Cleaning Protocols Updates

Cleaning and Sanitizing Protocols:

- Regular Classroom and Building Cleaning protocols are in place.
- All schools and central offices have hand sanitizers in every single main entrance,
- We have hand sanitizers and masks available to students and adults in all our schools' main lobbies, in all offices, and cafeterias.
- We provide hand sanitizers for each classroom and bathroom.

Best Practices:

- Our schools' nurses are monitoring all COVID cases reported to them
- Rapid Test readily available in nursing office to staff and students.

Cases

- From the opening of school 8/31/22 to 10/29/22
 - 37 staff cases
 - 112 student cases reported

Transportation Update

NRT

- Four meetings with NRT as well as ongoing daily communication to troubleshoot real time issues
- Weekly check-in meetings with NRT, School Committee Reps, Superintendent and Assistant Superintendent
- Addition of one bus route last week (NRT onboarded 1 additional driver)
- Anticipating adding three more routes in next few weeks. (NRT is onboarding additional drivers)
- Tracking of buses Arrivals and Departures.
- Plan to pilot “Find My Bus”

Instructional Focus



Literacy

Numeracy

***Reduce Chronic
Absenteeism***

Prevent Chronic Absenteeism

Schools are in session for only
180 DAYS for students (Snow days 185)

Months	Days
August	1
September	19
October	20
November	18
December	17
January 23	20
February	15
March	23
April	15
May	22
June	10 Seniors 2 days



Prevent Chronic Absenteeism

Attendance has a direct impact on Learning

- Supervisor of Attendance
- Early Warning Indicators (EWI)
 - Data to inform:
 - Supports
 - Interventions
 - Follow up
- Bi-Weekly Attendance Monitoring
- Automatic Robocalls
- Skipping Class:
 - High School - SmartPass APP
- Caregivers Support

ASPEN

- Student Information System
- Students grades, work, and attendance
- Check your contact information for accuracy.

Data Report MCAS 2022

SY 2022-2023

Superintendent: Dr. Noriega-Murphy



MCAS Information about 10th Grade Scores

- 2022 school year was the first full MCAS administration for grades 3–8 since 2019.
- Grade 10 students in 2022 had not taken an MCAS test since 2019 (grade 7).
- No data for 2020

Year	Grades 3-8	Grade 10
2019	Full test administration	Full test administration
2020	No tests administered	No tests administered
2021	Half-test administered	Full test administered
2022	Full test administered	Full test administered

Department of Elementary and Secondary Educations (DESE)

Accountability information (DESE)

1. DESE school profiles will not include *progress toward improvement targets* yet **due to the state determining that MCAS 2022 data is the new baseline for districts/state.**
2. Statewide there were dips in MCAS results in ELA, Math and Science compared to MCAS 2019 data (pre-pandemic).
3. The 2022 ELA essay writing scores were at a record low across Massachusetts.
4. Student access to instruction was severely impacted due to absenteeism.
5. DESE advised districts to compare student growth between MCAS 2022 and MCAS 2019. This is due to the fact that the student growth percentile calculation used in 2021 was adjusted.
6. DESE is seeing signs of recovery in some grades and subjects across Massachusetts, as well as here in the Malden Public Schools.

Accountability:

- Baseline SY 2022
- Pre-Pandemic SY 2019
- Signs of Recovery years SY 2022
- Writing Prompts
- Absenteeism / Participation
- Student Growth Percentile (SGP) SY2019 to SY2022
- District Work

Participation Rate MCAS 2022

“Student access to instruction was severely impacted due to absenteeism”

DESE 9/29/2022

MCAS 2022 Participation Malden Public School

Assessment participation - All students									About the Data
Group	English language arts			Mathematics			Science		
	Enrolled	Assessed	%	Enrolled	Assessed	%	Enrolled	Assessed	%
All Students	3,364	3,340	99	3,362	3,338	99	1,424	1,413	99

MCAS ELA 2022 Participation Rate by School


School	MPS MCAS ELA 2022 Participation Rate	
	2021	2022
Beebe	100%	100% ★
Ferryway	97%	99% ✓
Forestdale	93%	99% ✓
Linden	99%	99% ★
Malden High School	61%	98% ✓
Salemwood	100%	100% ★

MCAS Math 2022 Participation Rate by School

School	MPS MCAS Math 2022 Participation Rate	
	2021	2022
Beebe	100%	100% ★
Ferryway	97%	99% ✓
Forestdale	93%	99% ✓
Linden	99%	99% ★
Malden High School	60%	98% ✓
Salemwood	100%	100% ★

Student Growth Percentile (SGP)

MCAS 2022





Student Growth Percentile IEP/504 ELA MCAS

SGP IEP/504 ELA MCAS 2019-2022			
IEP/504	2019	2021	2022
	Avg SGP	Avg SGP	Avg SGP
No	57.7%	38.8%	54.7%
Yes	47.2%	33.4%	44.0%

Student Growth Percentile IEP/504 **Math** MCAS


SGP IEP/504 Math MCAS 2019–2022

IEP/504	2019	2021	2022
	Avg SGP	Avg SGP	Avg SGP
No	53.7%	30.3%	53.7% 
Yes	43.3%	33.1%	47.2% 


Student Growth Percentile English Learner **ELA** MCAS

SGP English Learner ELA MCAS			
English Learner	2019	2021	2022
	Avg SGP	Avg SGP	Avg SGP
No	55.7%	37.9%	53.2%
Yes	53.9%	35.7%	47.1%




Student Growth Percentile English Learner **Math** MCAS

SGP English Learner Math MCAS			
English Learner	2019	2021	2022
	Avg SGP	Avg SGP	Avg SGP
No	51.6%	31.1%	53.4% 
Yes	51.7%	29.0%	44.1%

Student Growth Percentile Multi-Year ELA MCAS Data

Year	2017	2018	2019	2021	2022
School	Avg SGP	Avg SGP	Avg SGP	Avg SGP	Avg SGP
Beebe	51.0	56.0	52.4	41.0	56.1 
Ferryway	55.0	53.0	60.2	39.0	56.5
Forestdale	50.0	58.0	59.6	40.0	51.9
Linden	51.5	58.0	55.3	38.0	54.8
Malden High			52.6	38.0	42.6
Salemwood	61.0	54.0	53.6	32.0	52.2

Student Growth Percentile Multi-Year Math MCAS Data

Year	2017	2018	2019	2021	2022
School	Avg SGP	Avg SGP	Avg SGP	Avg SGP	Avg SGP
Beebe	54.0	57.0	54.3	41.0	59.0 
Ferryway	52.0	49.0	46.0	27.0	44.4
Forestdale	51.0	59.0	50.5	34.0	53.2 
Linden	57.0	51.0	53.0	30.0	62.7 
Malden High			55.1	38.0	45.6
Salemwood	67.0	54.0	52.4	22.0	50.6

MCAS 2022 Math Growth 3-8

Mathematics growth - Non-high school				About the Data
Group	2019 Mean SGP	2022 Mean SGP		N
All Students	51.3	53.8	✓	2,037
High needs	51.0	52.7	✓	1,613
Low income	49.9	53.0	✓	1,376
EL and Former EL	55.7	53.0		767
Students w/ disabilities	42.4	46.0	✓	341
Amer. Ind. or Alaska Nat.	-	-		4
Asian	61.4	62.4	✓	427
Afr. Amer./Black	47.4	51.7	✓	385
Hispanic/Latino	48.4	49.3	✓	554
Multi-race, Non-Hisp./Lat.	50.0	47.7		100
Nat. Haw. or Pacif. Isl.	-	-		2
White	49.0	54.5	✓	565



District Initiatives aligned to signs of Recovery

TEAM WORK!

- SY2022 Alignment, Coherence, Support, Accountability, Social Emotional Support
- Support for K-5 teachers in year two implementation of Eureka Math Curriculum
- Professional development for Eureka Squared K-2 curriculum
- Professional development for Open Up Resources (OUR) grades 6-8 math curriculum
- Professional development for Carnegie Learning math curriculum grades 9 and 10
- District Wide writing prompts
- Literacy Centers
- Acceleration Academies
- Saturday support courses
- Student Social and Emotional Support
- High School Grade 10th Early Warning Indicators Data Tracker

SY2023 Strategic Multi-Tiered Support Systems: Academic, Mental Social Emotional, and Progressive Support Model

- Alignment, Coherence, Support, Accountability
- Continue working on the Math Curricula and professional development
- Professional development for new CKLA and Amplify ELA curriculum K-8
- Summer curriculum development opportunities to explore new curriculum, revise or add to existing curriculum.
- New curriculum for Social Emotional Learning in all schools
- Focus on the Early Warning Indicators in ALL schools: Attendance, Behavior, Course Completions (ABCs)
- Time for teachers to plan and collaborate
- District Wide writing prompts
- Literacy Centers
- Summer Credit Recovery for Middle School
- Acceleration Academies
- Saturday support courses