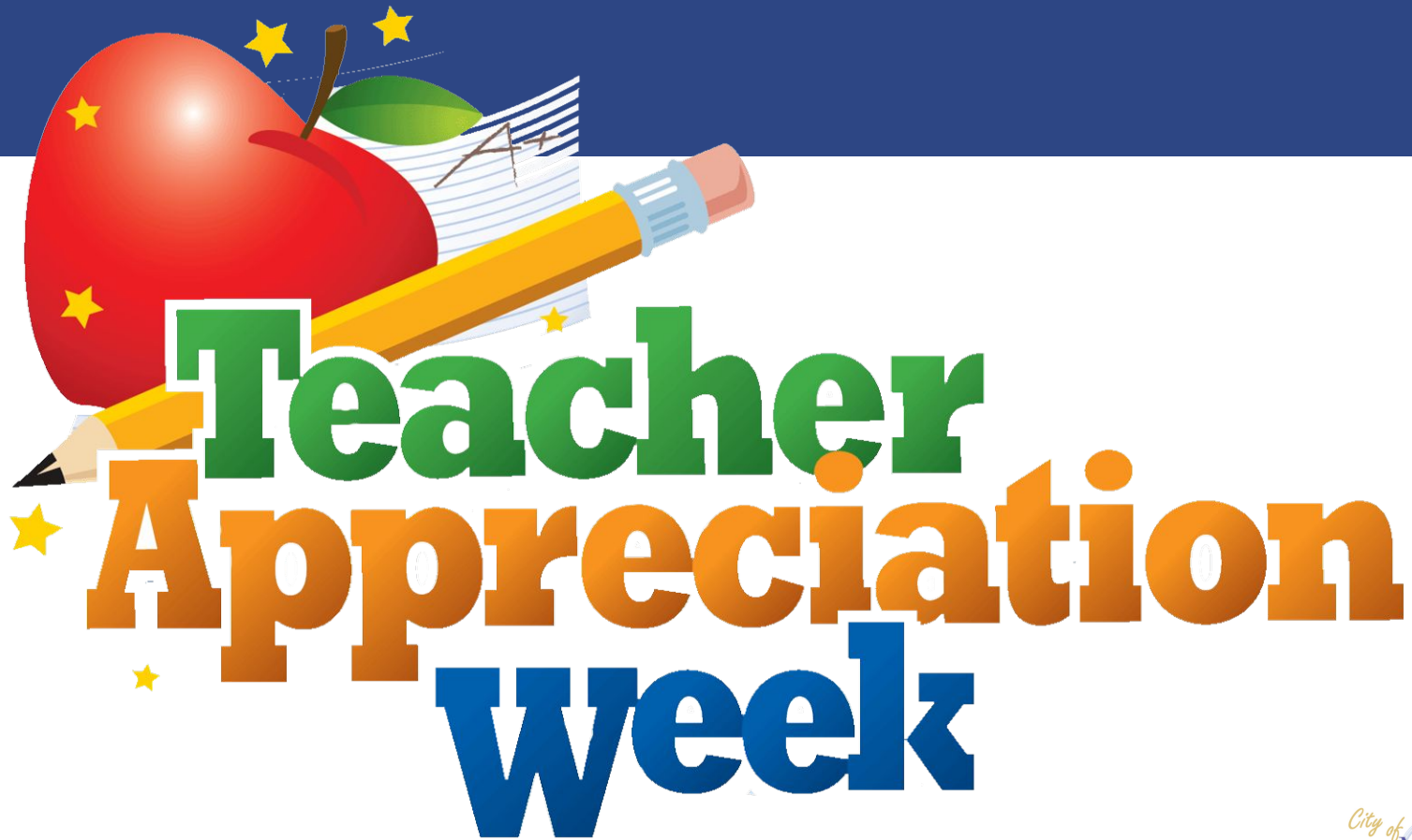


Superintendent's Report

May 2, 2022



Dr. Ligia Noriega-Murphy
Superintendent

A graphic for Teacher Appreciation Week. It features a large red apple with a green leaf and a brown stem, positioned on the left. A yellow pencil with a blue eraser and a pink eraser is angled across the center. Behind the pencil is a piece of white lined paper with a blue pencil line. Several yellow stars are scattered around the apple and pencil. The text "Teacher Appreciation week" is written in a bold, sans-serif font. "Teacher" is green, "Appreciation" is orange, and "week" is blue. The background is a dark blue gradient at the top and white below.

Teacher Appreciation week

Agenda



Superintendent's Report

- **District Data:**
 - Enrollment
 - Attendance
 - COVID-19 Updates
 - Registration and Summer programs
Information on website: MaldenPS.org
- **Excellence across the District**
 - Field Trip Request
 - Fullbright
 - Civil Air Patrol
 - Congratulations to our students
- **Equity: High Quality Diverse Curriculum**
- **New Literacy Curriculum**
- **Principal: Rafael Garcia**

District Enrollment per School and Grade Level

Malden Public Schools

District Enrollment

Page 1

May 2, 2022

District Enrollment

School	School Name	PK	K	1	2	3	4	5	6	7	8	9	10	11	12	13	SP	Total
Beebe	Beebe School	0	120	112	97	128	98	103	101	99	92	0	0	0	0	0	0	950
ELC	Early Learning Center	295	0	0	0	0	0	0	0	0	0	0	0	0	0	0	0	295
Ferryway	Ferryway School	0	121	107	107	99	106	107	101	101	102	0	0	0	0	0	0	951
Forestdale	Forestdale School	0	66	64	56	65	51	65	74	83	74	0	0	0	0	0	0	598
Linden	Linden School	0	93	94	97	82	85	93	96	97	90	0	0	0	0	0	0	827
MHS	Malden High School	0	0	0	0	0	0	0	0	0	0	475	450	436	437	20	0	1818
OutDst	Out of District	4	1	2	2	4	4	4	6	9	6	5	9	7	9	10	0	82
Salem	Salemwood School	0	95	88	94	87	106	118	126	125	122	0	0	0	0	0	0	961
Totals		299	496	467	453	465	450	490	504	514	486	480	459	443	446	30	0	6482

Attendance SY21-22 (4-29-22)

Schools	School Daily Attendance	District Enrollment	Attendance Percentage
Beebe	892	950	93.89%
ELC	272	295	92.20%
Ferryway	881	951	92.64%
Forestdale	551	598	92.14%
Linden	749	827	90.57%
MHS	1522	1818	83.72%
Salemwood	883	961	91.88%
Out of District	82	82	100%
DISTRICT TOTAL	5832	6482	89.97%

COVID UPDATE

Schools	Week of March 7	Week of March 14	Week of March 21	Week of March 28	Week of April 25
Beebe	2	4	5	1	12
ELC	0	0	0	2	2
Ferryway	1	1	4	0	4
Forestdale	3	1	0	2	10
Linden	1	0	0	3	4
MHS	2	2	0	1	15
Salemwood	1	0	0	6	7
Totals	10	8	9	15	54

UPDATES

Where to find all summer programs information:

- **MALDENPS.org**

Summer Programs

- MOST - [Open Registration](#)
- Contact Information: 781-870-6684

Other programs:

- Coordinators will be contacting caregivers directly
- Teaching and other positions have been posted for all summer programs.

Kindergarten student Enrollment:

- Caregivers can [register online](#) or pick up registration packet from the Welcome Center.
- Caregivers can set up individual appointments: Call the Welcome Center 781-397-7271, [request a meeting online](#), or email welcomecenter@maldenps.org





Field Trip

Young Malden Diplomats Club

Tufts University's Institute for Global Leadership has offered our students a cost free Simulation Inquiry. This is the second year Malden High School sends a delegation to this conference which I advise and plan in coordination with the Institutes mentors and director.

Background: The Education for Public Inquiry and International Citizenship (EPIIC) began Inquiry in response to an appeal from Boston area teachers interested in making current global issues and corresponding materials accessible and available to their students. During its first year, 11 Boston-area schools and over 70 students participated in the simulation. In recent years, 25+ public and private schools and approximately 400 students have participated annually in the program.

This proposed field trip to the United Nations is the capstone to the Inquiry Tufts Seminar. Malden High School students have participated for the second year in a row in the seminar at Tufts University.

Mr. Amine Yakine
History Teacher
Malden High School





Logistics

- ***Proposed dates:***
 - May 20, 2022
 - Leaving at 7:00 am
 - Returning at approximately 7:00 pm.
 - Teacher and two chaperones
 -
- ***Proposed itinerary:***
 - Malden to UN Headquarters in New York City and back (possible stops-Times Square if time permits)
- ***Estimated number of students expected:***
 - 20 students all members of the ***Young Malden Diplomats Club***
- ***Means of financing:***
 - Fundraising and donations
 - Approximately \$3,000.00

Congratulations

Dr. Dias!

2020 Fulbright Leaders for Global Schools Program

“Dr. Douglas Dias,

On behalf of the United States Department of State, I would like to congratulate you on being selected for the 2020 Fulbright Leaders for Global Schools Program. We received applications from 194 administrators from across the country, and you are among 20 outstanding education leaders selected as finalists.

The mission of the Fulbright Program is to increase mutual understanding between the people of the United States and the people of other countries. The Fulbright Program awards more than 8,000 competitive, merit-based grants annually to teachers, university students, scholars, artists, scientists, and professionals from across the United States and in 160 countries who exchange ideas and contribute to finding solutions to shared international concerns.

*The U.S. Congress provides funding to the Department of State’s Bureau of Educational and Cultural Affairs for the Fulbright Leaders for Global Schools Program. We are also grateful for our partnership with **Singapore’s** Ministry of Education for their design of the program. Together we collaborate with IREX, an international non-profit based in Washington, D.C., that implements the program through a cooperative agreement with the Department of State”*



Congratulations

2022

Hall of Fame Recipients

*Malden High School
Alumni Association*



*Hall of Fame
Induction Ceremony*

April 29, 2022
Anthony's of Malden

Nancy Finkelstein

Class of 1960

Norman Greenbaum

Class of 1960

Michael Goldman

Class of 1967

Ron Cox

Class of 1966

Richard C. Howard

Class of 1970

Sandra Vellerman

Class of 1977

Phillip E. Hyde

Class of 1982

Albert N. Spadafora

Class of 1964

Congratulations Hailey and AJ!



Civil Air Patrol
U.S. Air Force Auxiliary



Hailey Tran (MHS) and Artemijs "AJ" Jumutcs (Beebe School).

Fulfilled all requirements in the areas of Leadership, Aerospace Education and Fitness -

AJ was promoted to the rank of Cadet Technical Sergeant (C/TSgt).


Hailey was promoted to the rank of Cadet Airman First-Class.

Both C/TSgt Jumutcs and C/A1C Tran were recognized for their achievements in a joint Promotion Ceremony on Saturday, April 16th at Boston Cadet Squadron

We are very proud of your unique accomplishments!



Students engaged in Programming, Coding, Critical Thinking, Problem-Solving, Life Readiness Skills!



Authentic - Real Life Learning Applications!





High Quality and Diverse Curricula SY 22-23

**High Quality and Diverse Curricula
High Quality Materials
High Instructional Practices
Standard-Based Instruction**

For ALL students, In ALL grades, In ALL schools

We are going to implement the 2nd layer of curriculum adoption in Math and in ELA Literacy.


- SY21-22 Eureka in Grade K-5 and Piloted Eureka Squared in 17 classrooms across the district with extensive EI supports and scaffolds
- SY22-23 Open Up Resources (OUR) Grades 6-8
- SY22-23 Implement Eureka Squared in all K-2 classrooms
- SY22-23 New ELA/Literacy Curriculum Grades K-8
- SY21-23 District Writing Prompt K-12
- SY22-23 Acceleration Roadmap
- SY22-23 DESE Look Fors Fundamental Skills /Standards

Engage in High Quality Professional Development



K-8 ELA/Literacy Curriculum Adoption Timeline



October-November	December	January-February	March	<u>April-May</u> 	June-August
Gathering Input from the Community	Formation of Committees	Evaluation of Curricular Programs and RFP Bid Opening	Pilots, Selection Committee Consensus-Building	Recommendation & Selection of New Curriculum	Acquisition, Distribution, and Training of Curricula
Committee Interest Survey	Steering Committee Meetings	Subcommittee evaluation of programs based on local priorities	Opening and review of bids from RFP process	Recommendation on 2 programs by committee	Purchase and intake of new materials
Caregiver Survey	Selection Committee Meetings	Development of a Request for Proposal (RFP) to send out to bid	Piloting and reviews of 'finalist' programs	Superintendent and E-Team final selection	Staff distribution of materials before summer break
Educator Survey	Development of vision statement	Selection of 2-4 finalists	Scoring and consensus by selection committee	Official decision to SC	Initial trainer and teacher PD sessions
Feedback from other districts and DESE				Purchase of materials	

How the Process started - Gathering Input and Data

October 2021: survey was sent to all community members (translated into all of our district's 7 most common languages), which was posted on the MPS main website for 2 weeks.

- We received interest from over 50 community members in joining the committee.
- Since we could not have a committee that large, we narrowed our committee down to just over 30 members, consisting of teachers, administrators, caregivers, school committee members, and even high school students!
- We made sure that there were numerous representatives from every stakeholder group and school community.

October 2021: survey sent out to all staff members asking them for their vision for a new ELA/Literacy curriculum

- We received over 40 responses from educators identifying what they had liked and disliked about previous curricular programs, as well as what their goals were for a new program.

November 2021: hard copy surveys were sent home with every student at all K-8 schools, asking caregivers to provide their input around their vision for literacy instruction in MPS.

- We received over 1,100 responses in 7 languages of the survey and brought this caregiver data to our committee to guide their work in crafting a 'literacy vision statement' and the 'must-haves' for MPS.



Make up of Selection Committee Members

- Encompassing all stakeholder groups and all school communities
 - 11 Teachers
 - 5 Administrators
 - 15 Caregivers
 - 2 School committee members
 - 4 MHS Students
- Committee members met 6 times as a large group
- Committee Member met 4-5 times in smaller subcommittees
- All meetings were held at night via Zoom
- **Total of 10-11 Meetings**

Five 'Must-Haves'

The selection committee divided into 5 smaller 'subcommittees' based on these 'must-haves' to conduct a preliminary review process of the 8 program that were 'highly rated' by third-party independent review agencies such as EdReports and CURATE.

1. Grade-level, engaging, affirming texts that are reflective of our students and community
2. Explicit, systematic, foundational skill instruction in Phonological Awareness, Phonics, and Fluency
3. Explicit writing instruction in connection to reading
4. Supports (scaffolds) and supplemental materials for English Learners (ELs) and Students with Disabilities (SWD)
5. Interesting, FUN, content-based non-fiction topics and units that make students think critically!

After 4 weeks of
Subcommittee
work

3 'Finalist'
Programs

- Amplify CKLA/ELA
- HMH Into Reading/Into Literature
- Imagine Learning EL Education

Piloting Teachers

- Encompassing all 5 schools and every grade-level
 - Grades K-2: 23 teachers
 - Grades 3-5: 8 teachers
 - Grades 6-8: 3 teachers
- 2 Sheltered English Immersion (SEI) classrooms
- 2 sub-separate ILP special education classrooms
- 7 co-taught and/or inclusion special education classrooms

Data gathered during piloting process

- Classroom observational notes
- Piloting teacher qualitative reflections
- Piloting teacher quantitative rubric ratings (based on 5 'must-haves')
- Piloting student qualitative reflections
- Sample student work from piloting programs

Amplify CKLA

was overwhelmingly
agreed upon as the #1
choice

- Engaging, social studies and science-based units of study that support students in building background knowledge over time
- Explicit, focused foundational skills instruction for K-2 students
- Multiple modalities to assess student mastery of content (speaking, writing, reading comprehension, etc.)
- 'Language studio' complement for EL students aligned to WIDA standards and connected to Amplify units
- Culturally-responsive trade-book list to supplement each unit K-5
- Numerous opportunities for differentiation and acceleration

Curriculum Adoption Next Steps

- Purchase Amplify CKLA/ELA Materials based on projected student and classroom numbers for SY22-23.
- Plan and offer stipended professional development sessions for teachers (and administrators) in late Spring/Summer 2022.
- Offer stipended working group opportunities for teachers to create differentiated, and accelerated units/scope and sequences as well as incorporating the trade books lists into the curriculum.

Linden S.T.E.A.M. Academy

Rafael A. Garcia Jr.,
Principal

Stacey Scott K-4, Assistant Principal
Julie Jones 5-8, Assistant Principal



Highlights

- Positive Behavioral Interventions & Support (PBIS) Program
 - LSA News On Tiger TV
 - Weekly School wide and Weekly/Monthly Grade Level Celebrations to recognize students
- RTI with 6 math assistants, 4 literacy assistants, and full-time Title I educator
- State of the Art STEM Makerspace FAB Foundation
- Student focused Clubs
 - SDG (Sustainable Development Goals) Club
 - Student Government Club
 - School wide GSA (Gender Sexuality Alliance)
- Second most diverse middle school in the state ([Niche, September 21, 2021](#))
- Fourth most diverse elementary school in the state ([Niche, September 21, 2021](#))
- Catapult Learning
- RIDES (Reimagining Diversity and Equity in Schools) Team



DESE Accountability for Linden

Accountability Information *

Overall classification Not requiring assistance or intervention

Reason for classification

Substantial progress toward targets

Progress toward improvement targets

59% - Substantial progress toward targets

Accountability percentile

49

*The Massachusetts Department of Elementary and Secondary Education did not make school, district, or state accountability determinations in 2021.

*The above accountability information represents determinations from 2019.


DESE Accountability for Linden

Grade and Subject	Meeting or Exceeding Expectations		Exceeding Expectations		Meeting Expectations		Partially Meeting Expectations		Not Meeting Expectations		No. of Students Included	Part. Rate %	Avg. Scaled Score	Avg.SGP	Included in Avg.SGP
	School	State	School	State	School	State	School	State	School	State					
GRADE 03 - ENGLISH LANGUAGE ARTS →	59	51	16	9	43	41	28	39	14	10	80	98	503.3	N/A	N/A
GRADE 03 - MATHEMATICS	33	33	10	5	23	28	33	40	35	26	80	98	485.1	N/A	N/A
GRADE 04 - ENGLISH LANGUAGE ARTS →	59	49	11	6	48	43	31	38	10	13	90	98	502.5	N/A	N/A
GRADE 04 - MATHEMATICS	33	33	6	4	28	29	37	43	30	24	90	99	488.2	N/A	N/A
GRADE 05 - ENGLISH LANGUAGE ARTS	40	47	6	8	34	39	47	41	13	12	85	100	492.4	26.5	82
GRADE 05 - MATHEMATICS	19	33	2	4	16	29	48	47	34	20	86	100	480.0	15.5	83
GRADE 05 - SCIENCE	30	42	2	7	28	36	51	39	19	19	86	100	488.3	N/A	N/A
GRADE 06 - ENGLISH LANGUAGE ARTS	40	47	11	12	29	35	32	31	28	22	97	100	493.4	34.4	93
GRADE 06 - MATHEMATICS	28	33	5	5	23	29	43	44	29	23	97	100	485.9	27.3	94
GRADE 07 - ENGLISH LANGUAGE ARTS →	58	43	13	6	46	37	32	37	10	20	79	98	502.6	51.7	78
GRADE 07 - MATHEMATICS →	40	35	6	6	34	29	45	47	15	18	80	99	492.4	37.6	79
GRADE 08 - ENGLISH LANGUAGE ARTS →	58	41	13	6	45	34	27	41	15	18	86	99	501.9	42.2	84
GRADE 08 - MATHEMATICS →	40	32	5	4	35	28	40	46	21	21	86	99	492.8	40.4	83
GRADE 08 - SCIENCE	31	41	6	8	25	33	50	43	19	16	48	98	489.9	N/A	N/A
GRADES 03 - 08 - ENGLISH LANGUAGE ARTS	52	46	12	8	40	38	33	38	15	16	517	99	499.2	38.4	337
GRADES 03 - 08 - MATHEMATICS	32	33	6	5	26	29	41	45	27	22	519	99	487.4	30.0	339
GRADES 05 & 08 - SCIENCE	31	42	4	7	27	34	51	41	19	17	134	99	488.9	N/A	N/A

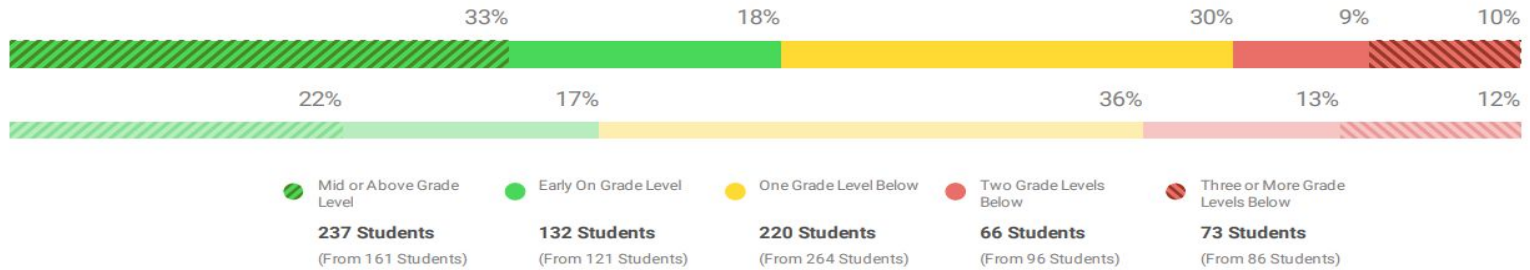
Accountability i-Ready Data for Linden

Grade	BOY Sept. 2021	MOY Dec. 2021	EOY May 2022	Progress Sept-Dec 2021	Updated School Target SY21-22	Original SY 21-22 District Target	Updated SY 2022-23 District Target	Updated SY 2023-24 District Target
K	28%	57%		29%	70%	50%	75%	85%
1	23%	44%		21%	65%	50%	80%	90%
2	30%	41%		11%	60%	50%	75%	90%
3	43%	55%		12%	75%	55%	75%	85%
4	52%	58%		6%	75%	55%	80%	85%
5	39%	48%		9%	65%	25%	80%	90%
6	46%	43%		-3%	60%	30%	80%	90%
7	44%	51%		7%	65%	15%	70%	75%
8	49%	63%		14%	75%	20%	75%	80%
K-8 Overall	39%	51%		12%	46%	39%	61%	75%

% of students on or above grade level (tier 1)



Accountability i-Ready Overall Growth



Placement by Domain



Accountability IXL Math Data for Linden

Grade	BOY Sept. 2021	MOY Dec. 2021	EOY May 2022	Progress Sept-Dec 2021	Updated School Target SY21-22	Original SY 21-22 District Target	Updated SY 2022-23 District Target	Updated SY 2023-24 District Target
K	58%	76%		18%	80%	50%		
1	70%	83%		13%	80%	50%	75%	80%
2	52%	55%		3%	70%	50%	70%	80%
3	57%	63%		6%	80%	55%	70%	80%
4	44%	48%		4%	70%	55%	65%	80%
5	35%	45%		10%	70%	25%	65%	80%
6	25%	42%		17%	70%	30%	50%	80%
7	23%	25%		2%	50%	15%	45%	65%
8	15%	26%		11%	50%	20%	45%	60%
K-8 Overall	42%	51%		9%	69%	39%	61%	76%

% of students on or above grade level



Linden S.T.E.A.M. Academy Mascot

Tyrone the Tiger

Be Safe
Be Respectful
Be Responsible!

