

Superintendent's Report

February 7, 2022

Dr. Ligia Noriega-Murphy
Superintendent



Superintendent's Report

Dr. Ligia Noriega-Murphy

Agenda

Superintendent's Report

- ❖ Partners -Malden Reads
- ❖ Special Services
- ❖ DATA: District Enrollment per School
- ❖ Attendance
- ❖ School Calendar SY 2022-2023
- ❖ Accountability Report
 - District
 - Schools
 - Next Steps

Announcements



District Comparative Enrollment Data

SY18-19
 SY19-20
 SY20-21
 SY21-22

School Year	Enrollment
2018-2019	6,464
2019-2020	6,481
2020-2021	6,120
SY 2021-2022	
8/26/2021	5,770
9/9/2021	5,939
10/2/2021	6,141
11/5/2021	6,313
12/3/2021	6,339
1/8/2022	6,365
2/5/2022	6381



District Enrollment per School and Grade Level

Malden Public Schools

District Enrollment

Page 1

February 5, 2022

District Enrollment

School	School Name	PK	K	1	2	3	4	5	6	7	8	9	10	11	12	13	SP	Total
Beebe	Beebe School	0	118	114	98	130	99	103	101	100	93	0	0	0	0	0	0	956
ELC	Early Learning Center	247	0	0	0	0	0	0	0	0	0	0	0	0	0	0	0	247
Ferryway	Ferryway School	0	122	100	106	101	104	104	102	98	100	0	0	0	0	0	0	937
Forestdale	Forestdale School	0	63	63	56	56	52	62	68	80	75	0	0	0	0	0	0	575
Linden	Linden School	0	90	95	96	80	83	95	89	95	90	0	0	0	0	0	0	813
MHS	Malden High School	0	0	0	0	0	0	0	0	0	0	467	446	437	438	20	0	1808
OutDst	Out of District	4	0	1	2	3	4	4	5	8	6	6	9	7	9	12	0	80
Salem	Salemwood School	0	96	85	94	85	107	119	126	129	124	0	0	0	0	0	0	965
Totals		251	489	458	452	455	449	487	491	510	488	473	455	444	447	32	0	6381

Attendance SY21-22

Schools	Enrollment 2/5/2022	Attendance 2/3/2022
Beebe	956	95.92%
ELC	247	92.71%
Ferryway	937	94.77%
Forestdale	575	93.91%
Linden	813	95.08%
MHS	1808	85.34%
Salemwood	965	93.37%
DISTRICT TOTAL	6382 80 (out of District)	92%

Our Focus

Students are the center of the work

Students are the center of

our





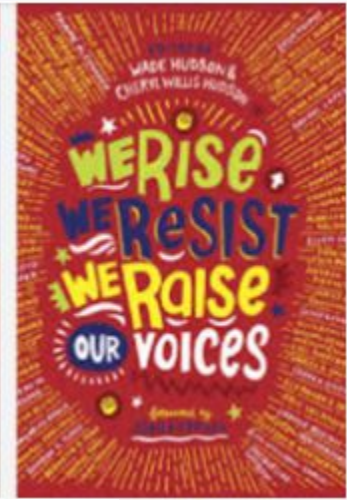


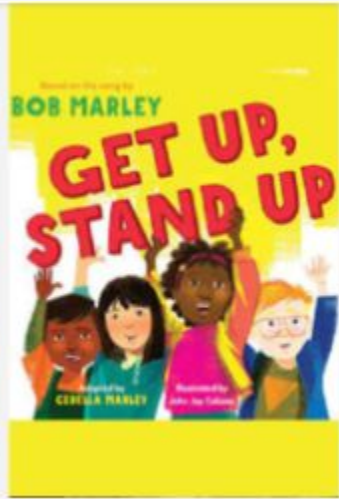



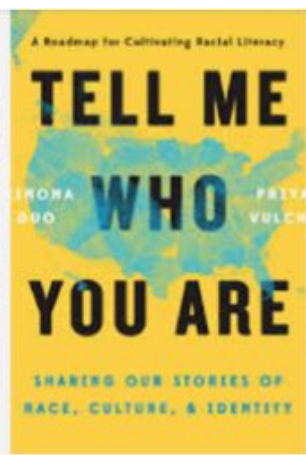


What if all of **MALDEN READS** the same book?



Malden Reads Collaboration with MPS – Recap of 2021 Programs

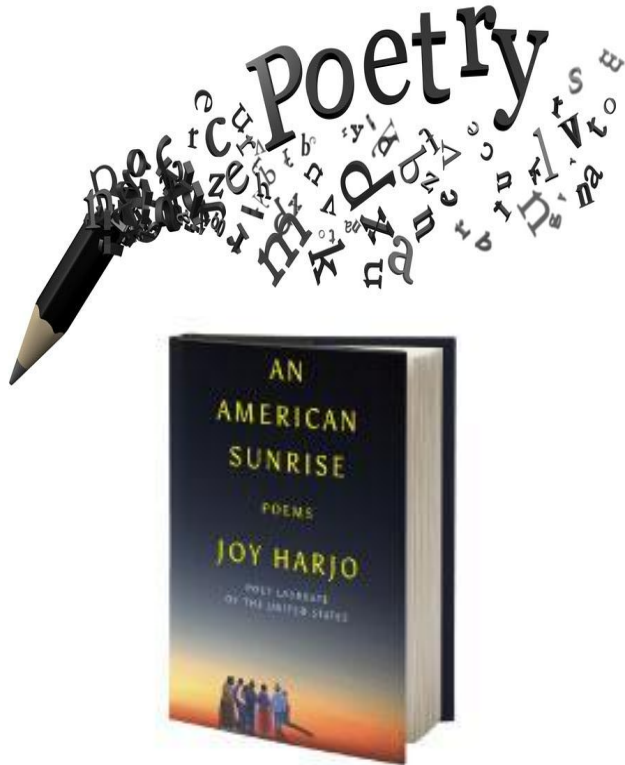
- Door decorating contest for Malden families
- Mini Writers' Den
 - After-school program for middle school students
- Unlearn to Relearn 4-part anti-racism workshop
 - In collaboration with MaldenCORE
- Larger than ever book purchases for schools
 - 2,000 copies of *Born a Crime* for Malden High
 - 450 copies of *Stamped: A Remix* for middle school students





2021 Malden Reads Companion Books

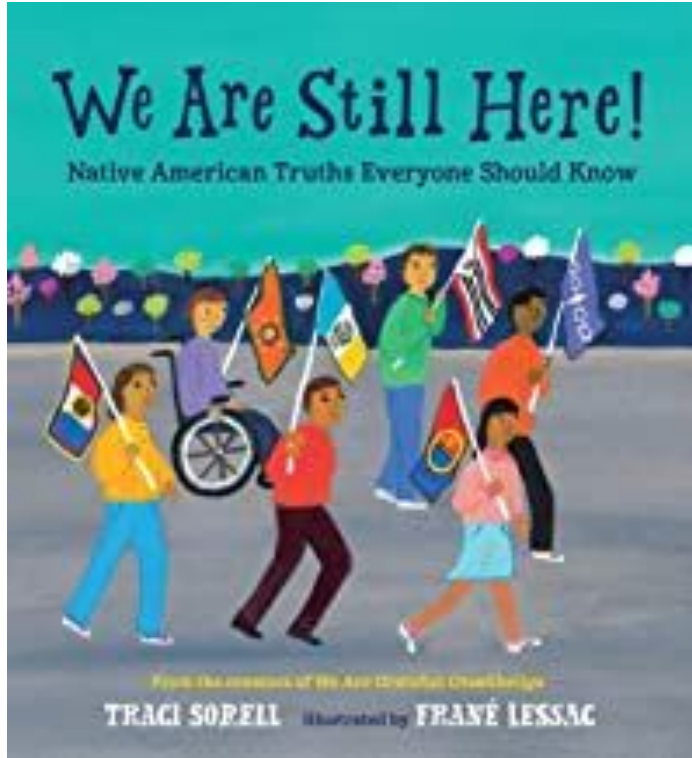
2022 Malden Reads Book Purchases for MPS



- “An American Sunrise” collection of poems by US Poet Laureate Joy Harjo
- Diverse poetry collections for Malden High School
- Age-appropriate companion books for different age groups
- Themes of Indigenous culture, poetry, environmental awareness



2022 Malden Reads Companion Book Purchases for MPS



We Are Still Here!

Native American Truths Everyone Should Know
by Traci Sorell

(Suggested for grades 2–5 & all ages)

Malden Reads Collaboration with MPS – Plans for 2022

- Youth Poet Laureate Program
 - In collaboration with the City of Malden
- Malden Movers Club (M&Ms) pilot program
- Collaboration with “We the People” civics program
- Mini Writers’ Den continues
 - With continued support from the Malden Cultural Council



Malden Reads 2022 Programs for Families and Children

- Words on the Water
 - Event at the Malden River in collaboration with Friends of the Malden River involving canoeing and poetry
- Poetry around the community
 - Poetry chalk outdoors




Malden Reads Summer Programs for Families and Children

- Ode to the Stars
 - Sunset, storytelling, and stargazing event at Waitt's Mt. – co-sponsored with Councillor Ryan O'Malley
- Summer 2022 programs
 - Community tour celebrating “Last Stop on Market Street” by Matt de la Peña
 - Revolving poetry museum



Find out more at www.maldenreads.org

Sign up for email newsletter: bit.ly/malden-reads-email-signup



Season 12





Student Services

Pamela MacDonald, Assistant Superintendent

COVID UPDATE

Schools	Week of Jan 5th	Week of Jan 12th	Week of Jan 19th	Week of Jan 26th	Week of Feb 2
Beebe	65	45	36	45	11
ELC	22	13	9	9	4
Ferryway	20	43	25	12	9
Forestdale	53	29	25	6	2
Linden	71	35	31	25	2
MHS	238	108	52	30	15
Salemwood	70	56	43	17	3

Updates

Covid Update

- Drastic drop in cases
- Week of Jan 5th 539 reported cases
- Week of Feb 2nd 46 reported cases

New at-home testing protocol

- As of close of school Thursday,, We have over 3000 families, caregivers and staff that have Opted In for take home kits. (Breakdown on next slide)
- We distributed the 668 At Home test kits to staff on January 28th and 2281 to students on February 3rd and 7th.
- They will continue to be distributed every other week.
- Students and Staff can still “Opt-In.” We are asking staff and students to sign up by 3:00 on Tuesday for distribution on Friday.
- Replaces Test and Stay Protocol

New Information

- CONGRATULATIONS to the ELC on achieving a new five -year term of accreditation from the National Association for the Education of Young Children.

Accountability Report 10 Year Progress Toward DESE Improvement Ratings

Dr. Noriega-Murphy's team
2012-2022



Massachusetts' School and District Accountability System

What is an accountability system?

An accountability system measures school and district performance. It helps schools improve the performance of all students, and helps communities and the state decide how to allocate resources. Accountability results answer two questions: *How is the school doing?* and *What kind of support does the school need?*

DESE Accountability

Massachusetts redesigned its district and school accountability system in 2018. Highlights of the new system include: using additional indicators beyond student test scores, focusing on the performance of each school as a whole and of its lowest performing students, and categorizing schools based on the type of support the Department would provide to them. [Supporting materials](#) are available online.

[District and School Accountability](#)

COVID and Accountability

Does my district's or school's 2019 accountability determination stay the same in 2021?

Yes.

The Department will not perform accountability calculations in fall 2021. Therefore, the most recent accountability results (from 2019) will remain in place, and the next time DESE publishes updated accountability results will be in fall 2022.

Accountability System

What are some highlights of the system?

Indicators that provide more information about school performance and student opportunity:

- ✓ Achievement
- ✓ Student progress or growth
- ✓ High school completion
- ✓ Progress towards English proficiency for English learners
- ✓ Chronic absenteeism
- ✓ Advanced coursework completion

Information on each school's **progress toward improvement targets** and how it is doing **compared to other schools across the state**

An increased focus on raising the performance of each school's **lowest performing students**

DESE Accountability

Time On Learning:

- ❖ School Days 180 days / 185 days
- ❖ Time on Learning
 - 990 Hours instructional time
 - 900 For K-8 Schools
 - 400 Pre-Kindergarten

DESE Accountability

- ❖ Changes: From Targets to Weighted Percentages 2018-2019
 - **Cumulative criterion-referenced target percentage** (2018 x 40%) + (2019 x 60%)

- ❖ Indicators
 - Categories
 - Non-High School
 - All Students
 - Lowest Performing Students
 - High School
 - All Students
 - Lowest Performing Students
 - ◆ Possible Points
 - ◆ Total Possible points
 - ◆ Weight Percentage

Accountability Reports

1. District
2. Beebe
3. **ELC - NAEYC
4. Ferryway
5. Forestdale
6. Linden
7. Malden High School
8. Salemwood



District Profiles

Profiles Home Directories Statewide Reports State Profile Profiles Help

Search > Massachusetts > Public School Districts >

Districts Schools

Malden (01650000)

Malden

2021

General Students Teachers Finance Assessment **Accountability** Trends - DART

> Accountability Report



Related Links:

- Statewide Accountability Report
- School and District Performance Summary

2021 Official Accountability Report - Malden

Organization Information

DISTRICT NAME Malden (01650000)	TITLE I STATUS Title I District
REGION Coastal	GRADES SERVED PK,K,01,02,03,04,05,06,07,08,09,10,11,12

Accountability Information *

Overall classification Not requiring assistance or intervention

Reason for classification

Substantial progress toward targets

Progress toward improvement targets	Accountability percentile
50% - Substantial progress toward targets	-

*The Massachusetts Department of Elementary and Secondary Education did not issue school, district, or state accountability determinations in 2021.

*The above accountability information represents determinations from 2019.

About this Report

The Massachusetts Department of Elementary and Secondary Education did not issue school, district, or state accountability determinations in 2021. For more information, visit our [Accountability Lists, Materials, and Tools](#) website.

Resources

Interpretive Materials

Accountability Report

District: Overall classification: Not Requiring assistance or intervention

Malden Public Schools DESE Performance Rating DESE [District Profiles](#)

Year	Progress Toward Improvements	Year	Progress Toward Improvements
2021	50% Substantial Progress Toward Targets	2016	Level 3
2020	50% Substantial Progress Toward Targets	2015	Level 3
2019 (60% Weight)	50% 46% Averaged with 2018	2014	Level 3
2018 (40% Weight)	56%	2013	Level 3
2017	Next Generation No Level	2012	Level 3



Accountability Report

Beebe: Overall classification: Not Requiring assistance or intervention

Beebe K-8 DESE Performance Rating [District Profiles](#)

Year	Progress Toward Improvements	Year	Progress Toward Improvements
2021	61% Substantial Progress Toward Targets	2016	61% Level 2
2020	61% Substantial Progress Toward Targets	2015	64% Level 2
2019 (60% Weight)	46% Substantial Progress Toward Targets	2014	60% Level 2
2018 (40% Weight)	83% Meet Targets	2013	59% Level 2
2017	Next Generation No Level	2012	57% Level 2



Accountability Report

Ferryway: Overall classification: Not Requiring assistance or intervention

Ferryway K-8 DESE Performance Rating [District Profiles](#)

Year	Progress Toward Improvements	Year	Progress Toward Improvements
2021	59% Substantial Progress Toward Targets	2016	52% Level 2
2020	59% Substantial Progress Toward Targets	2015	Level 2
2019 (60% Weights)	65% Substantial Progress Toward Targets	2014	Level 2
2018 (40% Weights)	49% Partially Meeting Targets	2013	64% Level 2
2017	No Level	2012	61% Level 1



Accountability Report

Forestdale: Overall classification: Requiring assistance or intervention

Forestdale K-8 DESE Performance Rating [DESE District Profiles](#)

Year	Progress Toward Improvements	Year	Progress Toward Improvements
2021	55% Substantial Progress Toward Targets	2016	42% Level 2
2020	55% Substantial Progress Toward Targets	2015	35% Level 2
2019 (60% Weight)	43% Substantial Progress Toward Targets	2014	35% Level 2
2018 (40% Weight)	74% Partially Meeting Targets	2013	41% Level 2
2017	No Level Next Gen	2012	38% Level 3



Accountability Report

Linden: Overall classification: Not Requiring assistance or intervention

Linden K-8 DESE Performance Rating [District Profiles](#)

Year	Progress Toward Improvements	Year	Progress Toward Improvements
2021	59% Substantial Progress Toward Targets	2016	76% Level 2
2020	59% Substantial Progress Toward Targets	2015	77% Level 2
2019 (60% Weights)	65% Substantial Progress Toward Targets	2014	73% Level 2
2018 (40% Weights)	51% Partially Meeting Targets	2013	69% Level 1
2017	No Level Next Gen	2012	71% Level 1



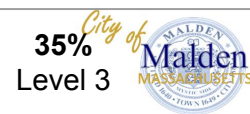
Accountability Report

Malden High School: Overall classification: Requiring assistance or intervention

Malden High School DESE Performance Rating

[DESE School Profile](#)

Year	Progress Toward Improvements	Year	Progress Toward Improvements
2021	17% Limited or no progress toward targets	2016	20% Level 3
2020	17% Limited or no progress toward targets	2015	22% Level 3
2019 (60% Weight)	17% Limited or no progress toward targets	2014	22% Level 3
2018 (40% Weight)	17% Partially meeting targets	2013	27% Level 3
2017	20% Level 3	2012	35% Level 3



Accountability Report

Salemwood: Overall classification: Not Requiring assistance or intervention

Salemwood K-8 MCAS Performance [MCAS DESE District Profiles](#)

Year	Progress Toward Improvements	Year	Progress Toward Improvements
2021	60% Substantial Progress Toward Targets	2016	46% Level 2
2020	60% Substantial Progress Toward Targets	2015	48% Level 2
2019 (60% Weights)	56% Substantial Progress Toward Targets	2014	47% Level 2
2018 (40% Weights)	66% Partially meeting Target	2013	40% Level 1
2017	No Level	2012	33% Level 1



What are we doing to continue improving our students' academic growth and achievement?

District Foci

Literacy and Numeracy

Student Mental Social Emotional Supports

<p>Data informs practice:</p>	<p style="text-align: center;">Not every school, classroom, student needs the same intervention, same support, and it has to change according to the level of need.</p> <ul style="list-style-type: none"> ● Data Analysis with school teams, daily supports, weekly classroom observations ● iReady, iXL, Dibbles, Attendance ● Principals, teachers, and staff focus on students' academic and Mental Social Emotional Support
<p>Resources And Support</p>	<p>Support for teachers and students:</p> <ul style="list-style-type: none"> ● Literacy Coaches (7), Reading Specialists (3), Part-Time Literacy Assistants (34), Teacher Leaders (4) ● STEM K-8 Coaches (5), Part-Time Math Assistants (45), H.S. Teacher Leaders (4), ● Digital Literacy Coaches (5), Build Technology Specialists (3)
<p>Curriculum and Instruction</p>	<ul style="list-style-type: none"> ● Piloting Math Curriculum for middle school. ● Curating a literacy/ELA curriculum ● Assessing all the Program of Studies Prek-12, Curriculum, Pacing Guides, Scope and Sequence, Assessments, Materials, Resources, Time on Learning, and Master Schedules.
<p>Mental Social Emotional Support for students and staff</p>	<ul style="list-style-type: none"> ● Developing Tier Supports ● Working closely with partners, developing MOU with new partners, ● Schools have adjustment counselors and outside partners that support students and families ● Training all Student Government / Advisory on bullying prevention
<p>Support for Teachers</p>	<p>Professional Development, MTEL preparation courses for staff who is seeking additional licensure in Special Education, ESL or staff who want to become teachers.</p>

Malden Public Schools District Three-Year Academic Targets

Indicators	End of Year June 2021	District End of Year Academic Target June 2022	District End of Year Academic Target June 2023	District End of Year Academic Target June 2024
iReady District (K-Gr. 11)	53%	65%	75%	85%
DIBELS (K-Gr. 8)	56%	65%	75%	85%
IXL District (K-Gr. 10)	16%	45%	60%	80%

- Percentage of students scoring at or above grade level.

Reading: iReady District Data

Indicator	End of Year June 2021	Beg. of Year Sept. 2021	Mid Year Dec. 2021	End of Year May 2022	Progress Sept. - Dec. 2021	SY 21-22 End of Year District Target
iReady District (K-Gr. 11)	53%	32%	40%	TBD	+ 8%	65%

- Percentage of students scoring at or above grade level in reading
- MPS saw an 8% increase in the number of students scoring at or above grade level
- We need to see a 25% increase by May 2022 to meet our district target of 65%
- iReady was administered to 4,417 students which is 80% (students not tested 582 or 20%)
- The goal is to increase percentage of students completing the assessment to 95% or higher

Reading (i-Ready): Next and In-Progress Steps

- Continued practice with grade level complex texts for students who are reading below grade level by building knowledge and providing highly effective scaffolds for reading support.
- Identify and implement high impact reading strategies across all content areas which support students independently identifying key ideas and details from complex texts **every day**.
 - ◆ High impact reading strategies: directors and coaches discussing at data meetings
 - ◆ Expectation is that teachers utilize these strategies in class with students, coaches will monitor as part of coaching cycles
- Strategic lesson planning so that teachers accelerate students across multiple grade levels on one standard at a time, "chipping away" at growth.
- Ensuring students are accessing, and grappling with, grade level complex texts every day.
- Support growth for grade level readers to help them continue developing as readers through the use of multiple complex texts aligned with complex tasks at or above grade level.

Reading: DIBELS District Data

Indicator	End of Year June 2021	Beg. of Year Sept. 2021	Mid Year Dec. 2021	End of Year May 2022	Progress Sept. - Dec. 2021	SY 21-22 End of Year District Target
DIBELS (K-Gr. 8)	*56%	55%	59%	TBD	+ 4%	65%

- Percentage of students scoring at or above grade level in reading
- MPS saw an 4% increase in the number of students scoring at or above grade level
- We need to see a 6% increase by May 2022 to meet our district target of 65%
- DIBELS was administered to 3694 students which is 88% (students not tested 524 or 12%)
- The goal is to increase percentage of students completing the assessment to 95% or higher

Reading (DIBELS): Next and In-Progress Steps

- Create targeted interventions and intervention groups for students who are both below grade level and not making progress.
- Perform deeper analysis of subgroups- What is working? For whom? Why?
- Identify how a new literacy curriculum might be able to support student development in all areas of literacy.

Math: IXL District Data

Indicator	End of Year June 2021	Beg. of Year Sept. 2021	Mid Year Dec. 2021	End of Year May 2022	Progress Sept. - Dec. 2021	SY 21-22 End of Year District Target
IXL- District (K-Gr. 10)	16%	33.90%	39.83%	TBD	+ 5.93%	45%

- Percentage of students scoring at or above grade level in math
- MPS saw a 5.93% increase in number of students scoring at or above grade level
- We need to see a 5.17% increase by May 2022 to meet our district target, and we aim to exceed our end of year target.
- Administered the assessment to 4,457 students which is 88.4% (students not tested 599 or 11.6%)
- The goal is to increase the percentage of students completing the assessment to 95% or higher

Math Next and In-Progress Steps

- Create targeted interventions and intervention groups for students who are both below grade level and not making progress.
- Perform deeper analysis of subgroups- what is working? For whom? Why?
- Continue implementation of first year of Eureka Math in K-5
- Exploring newer EL-focused Eureka Math² Curriculum in K-5
- Analyze pilot curriculum data in grades 6-8
- Explore curricular options for grades 9-10 to implement
- Work with K-8 schools to ensure equitable access to time for math

Updates

- “STOP THE STIGMA DAY” with Malden Overcoming Addiction on March 9, 2022
- PTO members at the Linden have been trained to support lunchtime and recess. Thank you to the DPTO!
- ASPEN online registration is LIVE for 2021-2022 enrollment
- We have met with 4 Student Councils to discuss the Bullying Prevention Plan and are scheduled to meet with remaining Councils
- Community committees are in the process of being scheduled. We have 65 participants engaged in this work including students, caregivers, community organizations, and staff representing all 7 schools and Central Office
- Over 50 current Malden educators who need to pass the MTEL or are seeking additional licensure in Special Education or ESL are participating in MTEL preparation workshops as part of our Teacher Diversification Grant. This grant also includes hiring incentives for BIPOC staff for the upcoming school year.
- February and April Acceleration Academies
- Social Emotional Grants